


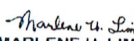
FY 2015 PHYSICAL PLAN

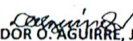
BED No. 2

DEPARTMENT : STATE UNIVERSITIES AND COLLEGES
 Agency : EASTERN VISAYAS STATE UNIVERSITY
 Operating Unit :
 Organization Code (UACS) : 08-075-0000000

Particulars	UACS CODE	Current Year's Accomplishments			Physical Targets (Budget Year)				Variance	Remarks	
		Actual Jan. 1 - Sept. 30, 2014	Estimate Oct. 1 - Dec. 31, 2014	TOTAL	TOTAL	1st Quarter	2nd Quarter	3rd Quarter			4th Quarter
1	2	3	4	5	6	7	8	9	10	11	12
Part A.											
MFO 3	3-03-00-0000										
RESEARCH SERVICES											
Number of research studies completed											
Quantity											
Number of research studies completed		2	2	4	17				17		13
Percentage of research projects completed in the last 3 years											
Quality											
For level 3-4 for SUCs: Percentage of research outputs published in a recognized journal or submitted for patenting or patented (Published)			60% (3/5) submitted for patent	60% (3/5)	3				3		
Percentage of research projects completed within the original project framework											
Timeliness											
Percentage of research projects completed within the original project framework		100%	100%	100%	52%				52%		-48%
MFO 4	3-04-00-0000										
TECHNICAL ADVISORY EXTENSION SERVICES											
Number of person trained weighted by the length of training											
Quantity											
Number of persons provided with technical advice		1,386	420	1,806	1,246	450	346	300	150		-560.00
Quantity											
Number of persons provided with technical advice		196	160	356	387	150	100	80	57		31
Percentage of trainees who rate the training course as good or better											
Quality											
% of trainees who rate the training course as good or better		90%	86%	88%	83.60%	85.40%	84.00%	83%	82%		-4.4%
Percentage of clients who rate the advisory services as good or better											
Quality											
% of clients who rate the advisory services as good or better		91.25%	86%	88.63%	83.60%	85.40%	84.00%	83%	82%		-5.03%
Percentage of request for training responded to within 3 days of request											
Timeliness											
% of request for training responded to within 3 days of request		58.75%	82.50%	70.63%	72.40%	73.60%	73.00%	72%	71%		1.77%
Percentage of request for technical advice that are responded within 3 days											
Timeliness											
% of request for technical advice that are responded within 3 days		86.25%	85%	85.63%	72.40%	73.60%	73.00%	72%	71%		-13.23%
Percentage of persons who receive training or advisory services who rate timeliness of service advisory as good or better											
Timeliness											
% of persons who receive training or advisory services who rate timeliness of service advisory as good or better		88%	85%	86.50%	87.70%	87.70%	87.70%	87.70%	87.70%		1.2%

Prepared by:

 GERRY B. DE CADIZ, MPRM
 Director, Institutional Planning and Development Office

In coordination with:

 MARLENE U. LIM
 Director, Finance Services

Approved by:

 DOMINADOR O. AGUIRRE, JR., D.M.
 University President