

MONTHLY REPORT OF DISBURSEMENTS
for the month of: January 2016

Department: _____
Agency: EASTERN VISAYAS STATE UNIVERSITY
Operating Unit: 04
Organization Code (UAACS): 08
Funding Source Code (as clustered): 101
(e.g. Cld Fund Code: 101, 102, 151)

PARTICULARS	CURRENT YEAR BUDGET					PRIOR YEAR'S BUDGET										TRUST LIABILITIES					GRAND TOTAL					Remarks			
	PS	MOOE	Fin. Exp	CO	TOTAL	PRIOR YEAR'S ACCOUNTS PAYABLE					CURRENT YEAR'S ACCOUNTS PAYABLE					TOTAL	SUB-TOTAL	TRUST LIABILITIES			GRAND TOTAL								
						PS	MOOE	Fin. Exp	CO	Sub-total	PS	MOOE	Fin. Exp	CO	Sub-total			PS	MOOE	CO	TOTAL	PS	MOOE	Fin. Exp	CO		TOTAL		
1	2	3	4	5	6=(2+3+4+5)	7	8	9	10	11=(7+8+9+10)	12	13	14	15	16=(12+13+14+15)	17=11+16	18=6+17	19	20	21	22=(19+20+21)	23	24	25	26	27=(23+24+25+26)	28		
Office of Cash Allocation	14,231,524.66	1,740,654.25			0.00	15,972,178.91	757,755.46	96,854.43	-	130,103.43	984,713.32			0.00	0.00	0.00	984,713.32	16,956,892.23			0.00	14,989,280.12	1,837,508.68			130,103.43	16,956,892.23		
MDS Checks Issued	14,231,524.66	1,740,654.25				15,972,178.91	757,755.46	96,854.43		130,103.43	984,713.32					0.00	984,713.32	16,956,892.23				14,989,280.12	1,837,508.68			130,103.43	16,956,892.23		
Advice to Debit Account																													
Working Fund (NCA Issued to BTr)																													
xx Remittance Advices Issued (TRA)	1,706,278.01	872.74				1,707,150.75																1,706,278.01	872.74				1,707,150.75		
cash Disbursement Ceiling (CDC)																													
on-Cash Availment authority (NCAA)																													
Other (CDT, BTr Docs Stamp, etc)																													
TOTAL	15,937,802.67	1,741,526.99			0.00	17,679,329.66		96,854.43		130,103.43	984,713.32			0.00	0.00	0.00	984,713.32	18,664,042.98			0.00	16,695,558.13	1,836,381.42			130,103.43	18,664,042.98		

SUMMARY

	Previous Report ()	This Month (January)	As of Date		Previous Report ()	This Month (January)	As of Date
Total Disbursement Authorities Received				Total Disbursement Program			
NCA		15,972,178.91	15,972,178.91	Less: Actual Disbursements	27,218,000.00	18,664,042.98	27,218,000.00
Working Fund				(Over)/Under Spending	8,553,957.02	8,553,957.02	8,553,957.02
TRA		1,707,150.75	1,707,150.75				
CDC							
NCAA							
Other (CDT, BTr Docs Stamp, etc)							
Less: Notice of Transfer Allocation (NTA) Issued							
Total Disbursement Authorities Available							
Less: Lapsed NCA Disbursements							
Balance of Disbursements Authorities as of to date		17,679,329.66	17,679,329.66				

* Use of NTA is discouraged
Amounts should tally

Certified Correct:

CRESCENCIA T. TARD
Agency Chief Accountant
Date:

Approved by:

DOMINADOR O. AGUIRRE JR. D.M.
Head of Agency or Authorized Representative
Date:

MONTHLY REPORT OF DISBURSEMENTS
for the month of February 2016

Department: SUC
Agency: EASTERN VISAYAS STATE UNIVERSITY
Operating Unit: 04
Organization Code (UACS): 08
Reporting Source Code (as clustered): 101
(e.g. Old Fund Code: 101, 102, 151)

PARTICULARS	CURRENT YEAR BUDGET					PRIOR YEAR'S ACCOUNTS PAYABLE										SUB-TOTAL	TRUST LIABILITIES				GRAND TOTAL					Remarks		
	PS	MOOE	Fin. Exp.	CO	TOTAL	PRIOR YEAR'S ACCOUNTS PAYABLE					CURRENT YEAR'S ACCOUNTS PAYABLE						TOTAL	PS	MOOE	CO	TOTAL	PS	MOOE	Fin. Exp.	CO		TOTAL	
						7	8	9	10	11	12	13	14	15	16													17
1	2	3	4	5	6=(2+3+4+5)	7	8	9	10	11=(7+8+9+10)	12	13	14	15	16=(12+13+14+15)	17=11+16	18=6+17	19	20	21	22=(19+20+21)	23	24	25	26	27=(23+24+25+26)	28	
Office of Cash Allocation	14,659,835.66	1,546,148.07		430,365.74	16,636,349.47		685,221.19		4,836,545.49	5,521,766.68	850,549.32				850,549.32	6,372,316.00	23,008,665.47				0.00				14,659,835.66	3,081,918.58	5,266,911.23	23,008,665.47
MDS Checks Issued	14,659,835.66	1,546,148.07		430,365.74	16,636,349.47		685,221.19		4,836,545.49	5,521,766.68	850,549.32				850,549.32	6,372,316.00	23,008,665.47				0.00				14,659,835.66	3,081,918.58	5,266,911.23	23,008,665.47
Advice to Debit Account																												
Working Fund (NCA Issued to BTR)																												
as Remittance Advices Issued (TRA)	1,806,804.90	188,200.32			1,995,005.22												1,995,005.22								1,806,804.90	188,200.32		1,995,005.22
Cash Disbursement Ceiling (CDC)																												
on-Cash Availment Authority (NCAA)																												
Other (CDT, BTR Docs Stamp, etc)																												
TOTAL	16,466,640.56	1,734,348.39		430,365.74	18,631,354.69		685,221.19		4,836,545.49	5,521,766.68	850,549.32			0.00	850,549.32	6,372,316.00	25,003,670.69	0.00			0.00				16,466,640.56	3,270,118.90	5,266,911.23	25,003,670.69

SUMMARY


	Previous Report (January)	This Month (February)	As of Date		Previous Report (January)	This Month (February)	As of Date
Total Disbursement Authorities Received				Total Disbursement Program	27,218,000.00	34,891,107.77	62,109,107.77
NCA	15,972,178.91	16,636,349.47	32,608,528.38	Less: Actual Disbursements	18,664,042.98	25,003,670.69	43,667,713.67
Working Fund				(Over)/Under Spending	8,553,957.02	9,887,437.08	18,441,394.10
TRA	1,707,150.75	1,995,005.22	3,702,155.97				
CDC							
NCAA							
Other (CDT, BTR Docs Stamp, etc)							
Less: Notice of Transfer Allocation (NTA) Issued							
Total Disbursement Authorities Available							
Less: Lapsed NCA							
Disbursements							
Balance of Disbursements Authorities as of to date	17,679,329.66	18,631,354.69	36,310,684.35				

Note: use of NTA is discouraged
Amounts should tally

Certified Correct:


CRENCENCIA T. TANO
Agency Chief Accountant
Date:

Approved by:


DOMINADOR O. AGUIRRE JR. D.M.
Head of Agency or Authorized Representative
Date:

MONTHLY REPORT OF DISBURSEMENTS
for the month of: March 2016

FAR No. 4

Department: SUC
Agency: EASTERN VISAYAS STATE UNIVERSITY
Operating Unit: 04
Organization Code (IUACS): 08
Reporting Source Code (as clustered): 101
(e.g. Old Fund Code: 101, 102, 151)

PARTICULARS	CURRENT YEAR BUDGET					PRIOR YEAR'S ACCOUNTS PAYABLE										SUB-TOTAL	TRUST LIABILITIES				GRAND TOTAL					Remarks	
	PS	MOOE	Fin. Exp.	CO	TOTAL	PRIOR YEAR'S ACCOUNTS PAYABLE					CURRENT YEAR'S ACCOUNTS PAYABLE						TOTAL	PS	MOOE	CO	TOTAL	PS	MOOE	Fin. Exp.	CO		TOTAL
						PS	MOOE	Fin. Exp.	CO	Sub-total	PS	MOOE	Fin. Exp.	CO	Sub-total												
1	2	3	4	5	6=(2+3+4+5)	7	8	9	10	11=(7+8+9+10)	12	13	14	15	16=(12+13+14+15)	17=11+16	18=6+17	19	20	21	22=(19+20+21)	23	24	25	26	27=(23+24+25+26)	28
Allocation of Cash Allocation	18,462,525.53	5,475,812.37		13,891.50	23,952,229.40	-	1,409,183.10	-	13,171,467.16	14,580,650.26		229,763.84			0.00	14,810,414.10	36,762,643.50		0.00		0.00	18,462,525.53	7,114,759.31		13,185,358.66	38,762,643.50	
MDS Checks Issued	18,462,525.53	5,475,812.37		13,891.50	23,952,229.40		1,409,183.10		13,171,467.16	14,580,650.26		229,763.84			229,763.84	14,810,414.10	36,762,643.50				0.00	18,462,525.53	7,114,759.31		13,185,358.66	38,762,643.50	
Advice to Debit Account Working Fund (NCA Issued to BTR)																											
TRA Remittance Advices Issued (TRA)	2,880,353.71	627,756.46			3,508,110.17																	2,880,353.71	627,756.46			3,508,110.17	
CDC Disbursement Ceiling (CDC)																											
on Cash Availment authority (NCAA)																											
Other (CDT, BTR Docs Stamp, etc)																											
TOTAL	21,342,879.24	6,103,568.83		13,891.50	27,460,339.57		1,409,183.10		13,171,467.16	14,580,650.26		229,763.84		0.00	229,763.84	14,810,414.10	42,270,753.67		0.00		0.00	21,342,879.24	7,742,515.77		13,185,358.66	42,270,753.67	

SUMMARY

	Previous Report (February)	This Month (March)	As of Date	Previous Report (February)	This Month (March)	As of Date
Total Disbursement Authorities Received						
NCA	32,608,528.38	23,952,229.40	56,560,757.78	62,109,107.77	40,198,442.30	102,307,550.07
Working Fund				43,667,713.67	42,270,753.67	85,938,467.34
TRA	3,702,155.97	3,508,110.17	7,210,266.14	18,461,394.10	(2,072,111.17)	16,389,282.93
CDC						
NCAA						
Other (CDT, BTR Docs Stamp, etc)						
Less: Notice of Transfer Allocation (NTA) Issued						
Total Disbursement Authorities Available						
Less: Lapsed NCA Disbursements						
Balance of Disbursement Authorities as of date	36,310,684.35	27,460,339.57	63,771,023.92			

Use of NTA is discouraged
Amounts should tally

Certified Correct:


CRESENCIA T. TAÑO
Agency Chief Accountant
Date:

Approved by:


DOMINADOR O. AGUIRRE JR. D.M.
Head of Agency or Authorized Representative

Date:

APR 29 2016

MONTHLY REPORT OF DISBURSEMENTS
for the month of: April 2016

Department: SUC
Agency: EASTERN VISAYAS STATE UNIVERSITY
Operating Unit: 04
Organization Code (LIACS): 08
Funding Source Code (as clustered): 301
(e.g. Old Fund Code: 101, 102, 151)

PARTICULARS	CURRENT YEAR BUDGET					PRIOR YEAR'S ACCOUNTS PAYABLE											SUB-TOTAL	TRUST LIABILITIES				GRAND TOTAL					Remarks
	PS	MOOE	Fin. Exp	CO	TOTAL	PRIOR YEAR'S ACCOUNTS PAYABLE					CURRENT YEAR'S ACCOUNTS PAYABLE					TOTAL		PS	MOOE	CD	TOTAL	PS	MOOE	Fin. Exp	CO	TOTAL	
						PS	MOOE	Fin. Exp	CO	Sub-total	PS	MOOE	Fin. Exp	CO	Sub-total												
1	2	3	4	5	6=(2+3+4+5)	7	8	9	10	11=(7+8+9+10)	12	13	14	15	16=(12+13+14+15)	17=11+16	18=6+17	19	20	21	22=(19+20+21)	23	24	25	26	27=(23+24+25+26)	28
Share of Cash Allocation	16,272,799.64	2,263,451.35		0.00	18,536,250.99		3,800.00		7,117,222.19	7,121,022.19	209,169.71			0.00	209,169.71	7,330,191.90	25,866,442.89	0.00			0.00	16,272,799.64	2,476,421.06		7,117,222.19	25,866,442.89	
MDS Checks Issued	16,272,799.64	2,263,451.35			18,536,250.99		3,800.00		7,117,222.19	7,121,022.19	209,169.71				209,169.71	7,330,191.90	25,866,442.89				0.00	16,272,799.64	2,476,421.06		7,117,222.19	25,866,442.89	
Advice to Debit Account																											
Working Fund (NCA Issued to BTr)																											
Remittance Advices Issued (TRA)	1,712,151.02	1,015,206.91			2,727,357.93																						
Disbursement Ceiling (CDC)																											
Cash Availment Authority (NCAA)																											
Other (CDT, BTr Docs Stamp, etc)																											
TOTAL	17,984,950.66	3,278,658.26		0.00	21,263,608.92		3,800.00		7,117,222.19	7,121,022.19	209,169.71			0.00	209,169.71	7,330,191.90	26,593,800.82	0.00			0.00	17,984,950.66	3,491,627.87		7,117,222.19	28,593,800.82	

SUMMARY

	Previous Report (March)	This Month (April)	As of Date	Previous Report (March)	This Month (April)	As of Date
Total Disbursement Authorities Received						
NCA	56,560,757.78	18,536,250.99	75,097,008.77	102,307,550.07	32,005,000.00	134,312,550.07
Working Fund				85,938,467.34	28,593,800.82	114,532,268.16
TRA	7,210,266.14	2,727,357.93	9,937,624.07	16,369,082.73	3,411,199.18	19,780,281.91
CDC						
NCAA						
Other (CDT, BTr Docs Stamp, etc)						
Less: Notice of Transfer Allocation (NTA) Issued						
Total Disbursement Authorities Available						
Less: Lapsed NCA Disbursements						
Balance of Disbursements Authorities as of to date	63,771,023.92	21,263,608.92	85,034,632.84			

Note: use of NTA is discouraged
Amounts should tally

Certified Correct:


CRESENCIA T. TAÑO
Agency Chief Accountant

Date:

Approved by:


DOMINADOR O. ACUIRRE JR. D.M.
Head of Agency or Authorized Representative

Date:

MONTHLY REPORT OF DISBURSEMENTS
for the month of: May 2016

FAR No. 4

Department: SUC
Agency: EASTERN VISAYAS STATE UNIVERSITY
Operating Unit: 04
Organization Code (UACS): 08
Funding Source Code (as clustered): 101
(e.g. Old Fund Code- 101, 102, 151)

PARTICULARS	CURRENT YEAR BUDGET						PRIOR YEAR'S BUDGET										TRUST LIABILITIES					GRAND TOTAL					Remarks		
	PS	MOOE	Fin. Exp	CO	TOTAL	PRIOR YEAR'S ACCOUNTS PAYABLE					CURRENT YEAR'S ACCOUNTS PAYABLE					TOTAL	SUB-TOTAL	PS	MOOE	CO	TOTAL	PS	MOOE	Fin. Exp	CO	TOTAL			
						7	8	9	10	Sub-total	11	12	13	14	15													16=(12+13+14+15)	17=11+16
Office of Cash Allocation	26,102,806.90	3,037,699.65		296,000.00	29,436,506.55			0.00		5,526,530.49	5,526,530.49		110,285.84		0.00	110,285.84	5,636,816.33	35,073,322.88	0.00				0.00	26,102,806.90	3,147,985.49	5,822,530.49	35,073,322.88		
MDS Checks Issued	26,102,806.90	3,037,699.65		296,000.00	29,436,506.55					5,526,530.49	5,526,530.49		110,285.84			110,285.84	5,636,816.33	35,073,322.88	0.00				0.00	26,102,806.90	3,147,985.49	5,822,530.49	35,073,322.88		
Advice to Debt Account																													
Working Fund (NCA Issued to BTr)																													
Disbursement Advances Issued (TRA)	1,513,042.91	504,389.88			2,017,432.79																			1,513,042.91	504,389.88		2,017,432.79		
Disbursement Ceiling (CDC)																													
Disbursement Authority (NCAA)																													
Disbursement Authority (CDT, BTr Docs Stamp, etc)																													
TOTAL	27,615,849.81	3,542,089.53		296,000.00	31,453,939.34			0.00		5,526,530.49	5,526,530.49		110,285.84		0.00	110,285.84	5,636,816.33	37,090,755.67	0.00				0.00	27,615,849.81	3,652,375.37	5,822,530.49	37,090,755.67		

SUMMARY


	Previous Report (April)	This Month (May)	As of Date		Previous Report (April)	This Month (May)	As of Date
Total Disbursement Authorities Received				Total Disbursement Program	134,312,550.07	57,908,574.11	192,221,124.18
NCA	75,097,008.77	29,436,506.55	104,533,515.32	Less: Actual Disbursements	114,532,268.16	37,090,755.67	151,623,023.83
Working Fund				(Over)/Under Spending	19,780,281.91	20,817,818.44	40,598,100.85
TRA	9,937,624.07	2,017,432.79	11,955,056.86				
CDC							
NCAA							
Other (CDT, BTr Docs Stamp, etc)							
Less: Notice of Transfer Allocation (NTA) Issued							
Total Disbursement Authorities Available							
Less: Lapsed NCA Disbursements							
Balance of Disbursements Authorities as of date	85,034,632.84	31,453,939.34	116,488,572.18				

Note: Use of NTA is discouraged. Amounts should tally.

Certified Correct:


CRESENCIO T. TRINO
Agency Chief Accountant
Date:

Approved by:


DOMINADOR O. AGUIRRE JR. D.M.
Head of Agency or Authorized Representative
Date:

MONTHLY REPORT OF DISBURSEMENTS
for the month of: June 2016

FAR No. 4

Department: SUC
Agency: EASTERN VISAYAS STATE UNIVERSITY
Operating Unit: D4
Organization Code (UACS): 08
Funding Source Code (as clustered): 101
e.g. Old Fund Code: 101, 102, 151

PARTICULARS	CURRENT YEAR BUDGET					PRIOR YEAR'S BUDGET										TRUST LIABILITIES				GRAND TOTAL					Remarks			
	PS	MOOE	Fin. Exp.	CO	TOTAL	PRIOR YEAR'S ACCOUNTS PAYABLE					CURRENT YEAR'S ACCOUNTS PAYABLE					SUB-TOTAL	PS	MOOE	CO	TOTAL	PS	MOOE	Fin. Exp.	CO		TOTAL		
						PS	MOOE	Fin. Exp.	CO	Sub-total	PS	MOOE	Fin. Exp.	CO	Sub-total													
1	2	3	4	5	6=(2+3+4+5)	7	8	9	10	11=(7+8+9+10)	12	13	14	15	16=(12+13+14+15)	17=11+16	18=6+17	19	20	21	22=(19+20+21)	23	24	25	26	27=(23+24+25+26)	28	
Office of Cash Allocation	15,091,428.79	0.00	0.00	204,800.00	15,296,228.79	0.00	0.00	0.00	15,885,871.77	15,885,871.77	0.00	0.00	0.00	0.00	15,885,871.77	16,150,934.65	38,065,548.19	0.00	0.00	0.00	19,091,428.79	2,883,447.63	0.00	0.00	16,090,671.77	38,065,548.19		
MDS Checks Issued	15,091,428.79	0.00	0.00	204,800.00	15,296,228.79	0.00	0.00	0.00	15,885,871.77	15,885,871.77	0.00	0.00	0.00	0.00	15,885,871.77	16,150,934.65	38,065,548.19	0.00	0.00	0.00	19,091,428.79	2,883,447.63	0.00	0.00	16,090,671.77	38,065,548.19		
Advice to Debit Account																												
Working Fund (NCA Issued to BTr)																												
Remittance Advices Issued (TRA)	1,858,394.76	0.00	0.00	0.00	1,858,394.76	0.00	0.00	0.00	0.00	0.00	0.00	0.00	0.00	0.00	0.00	0.00	2,556,018.30	0.00	0.00	0.00	1,858,394.76	697,623.54	0.00	0.00	2,556,018.30	2,556,018.30	e.g. Reasons for over or under spending and the catch-up plan	
Disbursement Ceiling (CDC)																												
Non-Cash Availment Authority (NCAA)																												
Other (CDT, BTr Docs Stamp, etc)																												
TOTAL	20,949,823.55	0.00	0.00	204,800.00	21,154,623.55	0.00	0.00	0.00	15,885,871.77	15,885,871.77	0.00	0.00	0.00	0.00	15,885,871.77	16,150,934.65	40,621,566.49	0.00	0.00	0.00	20,949,823.55	3,581,071.17	0.00	0.00	16,090,671.77	40,621,566.49		

SUMMARY

	Previous Report (May)	This Month (June)	As of Date		Previous Report (May)	This Month (June)	As of Date
Total Disbursement Authorities Received				Total Disbursement Program	192,221,124.18	39,989,251.23	232,210,375.41
NCA	104,533,515.32	21,914,613.54	126,448,128.86	Less: Actual Disbursements	151,623,023.83	40,621,566.49	192,244,590.32
Working Fund				(Over)/Under Spending	40,598,100.35	(642,315.26)	39,955,785.09
TRA	11,955,056.86	2,556,018.30	14,511,075.16				
CDC							
NCAA							
Other (CDT, BTr Docs Stamp, etc)							
Less: Notice of Transfer Allocation (NTA) Issued							
Total Disbursement Authorities Available							
Less: Lapsed NCA							
Disbursements							
Balance of Disbursement Authorities as of to date	116,488,572.18	24,470,631.84	140,959,204.02				

Use of NTA is discouraged
Amounts should tally

Certified Correct:

[Signature]
CRESENCIA T. TAÑO
Agency Chief Accountant
Date:

Approved by:

[Signature]
DOMINADOR O. AGUIRRE JR. D.M.
Head of Agency or Authorized Representative
Date:

MONTHLY REPORT OF DISBURSEMENTS
for the month of: July 2016

FAR No. 4

Department: SUC
Agency: EASTERN VISAYAS STATE UNIVERSITY
Operating Unit: 04
Organization Code (UACS): 08
Funding Source Code (as clustered): 101
(e.g. Old Fund Code: 101, 102, 151)


PARTICULARS	CURRENT YEAR BUDGET					PRIOR YEAR'S BUDGET										TRUST LIABILITIES				GRAND TOTAL					Remarks			
	PS	MODE	Fin. Exp.	CO	TOTAL	PRIOR YEAR'S ACCOUNTS PAYABLE					CURRENT YEAR'S ACCOUNTS PAYABLE					SUB-TOTAL	PS	MODE	CO	TOTAL	PS	MODE	Fin. Exp.	CO		TOTAL		
						PS	MODE	Fin. Exp.	CO	Sub-total	PS	MODE	Fin. Exp.	CO	Sub-total													
1	2	3	4	5	6=(2+3+4+5)	7	8	9	10	11=(7+8+9+10)	12	13	14	15	16=(12+13+14+15)	17=11+16	18=6+17	19	20	21	22=(19+20+21)	23	24	25	26	27=(23+24+25+26)	28	
Office of Cash Allocation	10,584,722.97	2,172,216.46		0.00	12,756,939.43		79,364.99	-	2,149,917.07	2,229,282.06		442,682.52		0.00	442,682.52	2,671,964.58	15,428,904.01	0.00			0.00	10,584,722.97	2,694,263.97			2,149,917.07	15,428,904.01	
MDS Checks Issued	10,584,722.97	2,172,216.46			12,756,939.43		79,364.99		2,149,917.07	2,229,282.06		442,682.52			442,682.52	2,671,964.58	15,428,904.01				0.00	10,584,722.97	2,694,263.97			2,149,917.07	15,428,904.01	
Advice to Debit Account																												
Working Fund (NCA Issued to BTr)																												
Remittance Advices Issued (TRA)	2,359,698.25	59,460.79			2,419,159.04												2,419,159.04					2,359,698.25	59,460.79			2,419,159.04		
Cash Disbursement Ceiling (CDC)																												
Cash Availment authority (NCAA)																												
Other (CDT, BTr Docs Stamp, etc)																												
TOTAL	12,944,421.22	2,231,677.25		0.00	15,176,098.47		79,364.99		2,149,917.07	2,229,282.06		442,682.52		0.00	442,682.52	2,671,964.58	17,848,063.05	0.00			0.00	12,944,421.22	2,753,724.76			2,149,917.07	17,848,063.05	

SUMMARY

	Previous Report (June)	This Month (July)	As of Date		Previous Report (June)	This Month (July)	As of Date
Total Disbursement Authorities Received				Total Disbursement Program	232,210,375.41	80,680,000.00	312,890,375.41
NCA	126,448,128.86	12,756,939.43	139,205,068.29	Less: Actual Disbursements	192,244,590.32	17,848,063.05	210,092,653.37
Working Fund				(Over)/Under Spending	39,965,785.09	62,831,936.95	102,797,722.04
TRA	14,511,075.16	2,419,159.04	16,930,234.20				
CDC							
NCAA							
Other (CDT, BTr Docs Stamp, etc)							
Less: Notice of Transfer Allocation (NTA) Issued							
Total Disbursement Authorities Available							
Less: Lapsed NCA							
Disbursements							
Balance of Disbursement Authorities as of to date	140,959,204.02	15,176,098.47	156,135,302.49				

Note: Use of NTA is discouraged
Amounts should tally

Certified Correct:


CRESENCIA T. TAÑO
Agency Chief Accountant

Date:

Approved by:


DOMINADOR O. GURIRE JR. D.M.
Head of Agency or Authorized Representative

Date:

MONTHLY REPORT OF DISBURSEMENTS
for the month of: August 2016

FAR No. 4

Department: SUC
Agency: EASTERN VISAYAS STATE UNIVERSITY
Operating Unit: 04
Organization Code (UACS): 08
Funding Source Code (as clustered): 301
(e.g. Old Fund Code: 301, 302, 151)

PARTICULARS	CURRENT YEAR BUDGET					PRIOR YEAR'S BUDGET										SUB-TOTAL	TRUST LIABILITIES				GRAND TOTAL				Remarks			
	PS	MOOE	Fin. Exp	CO	TOTAL	PRIOR YEAR'S ACCOUNTS PAYABLE					CURRENT YEAR'S ACCOUNTS PAYABLE						TOTAL	PS	MOOE	CO	TOTAL	PS	MOOE	Fin. Exp		CO	TOTAL	
						7	8	9	10	11	12	13	14	15	16													17
1	2	3	4	5	6=(2+3+4+5)	7	8	9	10	11=(7+8+9+10)	12	13	14	15	16=(12+13+14+15)	17=11+16	18=6+17	19	20	21	22=(19+20+21)	23	24	25	26	27=(23+24+25+26)	28	
Notice of Cash Allocation	15,571,348.75	2,275,919.12		2,431,448.70	20,278,716.57		42,124,806.50			42,124,806.50				0.00	0.00	42,124,806.50	62,403,523.07	0.00			0.00	15,571,348.75	44,400,725.62		2,431,448.70	62,403,523.07		
MDS Checks Issued	15,571,348.75	2,275,919.12		2,431,448.70	20,278,716.57		42,124,806.50			42,124,806.50				0.00	0.00	42,124,806.50	62,403,523.07				0.00	15,571,348.75	44,400,725.62		2,431,448.70	62,403,523.07		
Advice to Debit Account																												
Working Fund (NCA Issued to BTR)																												
Remittance Advices Issued (TRIA)	3,151,350.39	37,802.70			3,189,153.09												3,189,153.09					3,151,350.39	37,802.70			3,189,153.09		
Cash Disbursement Ceiling (CDC)																												
Cash Availment authority (NCAA)																												
Other (CDT, BTR Docs Stamp, etc)																												
TOTAL	18,722,699.14	2,313,721.82		2,431,448.70	23,467,869.66		42,124,806.50			42,124,806.50				0.00	0.00	42,124,806.50	65,592,676.16	0.00			0.00	18,722,699.14	44,438,528.32		2,431,448.70	65,592,676.16		

SUMMARY

	Previous Report (July)	This Month (August)	As of Date		Previous Report (July)	This Month (August)	As of Date
Total Disbursement Authorities Received				Total Disbursement Program	312,890,375.41	84,508,095.99	397,398,471.40
NCA	139,205,068.29	20,278,716.57	159,483,784.86	Less: Actual Disbursements	210,092,653.37	65,592,676.16	275,685,329.53
Working Fund				(Over)/Under Spending	102,797,722.04	18,915,419.83	121,713,141.87
TRA	16,930,234.20	3,189,153.09	20,119,387.29				
CDC							
NCAA							
Other (CDT, BTR Docs Stamp, etc)							
Less: Notice of Transfer Allocation (NTA) Issued							
Total Disbursement Authorities Available							
Less: Lapsed NCA Disbursements							
Balance of Disbursements Authorities as of to date	156,135,302.49	23,467,869.66	179,603,172.15				

* use of NTA is discouraged
Amounts should tally

Certified Correct:

A. Cresencia T. Taño
CRESENCIA T. TAÑO
Agency Chief Accountant
Date: 8/27/16

Approved by:

Dominador O. Aguirre
DOMINADOR O. AGUIRRE, D.M.
Head of Agency or Authorized Representative
Date:

MONTHLY REPORT OF DISBURSEMENTS
for the month of: September 2016

FAR No. 4

Department: SUC
Agency: EASTERN VISAYAS STATE UNIVERSITY
Operating Unit: 04
Organization Code (LIACS): 08
Funding Source Code (as clustered): 101
(e.g. Old Fund Code: 101, 102, 151)

PARTICULARS	CURRENT YEAR BUDGET					PRIOR YEAR'S ACCOUNTS PAYABLE										SUB-TOTAL	TRUST LIABILITIES			GRAND TOTAL					Remarks			
	PS	MOOE	Fin. Exp	CO	TOTAL	PRIOR YEAR'S ACCOUNTS PAYABLE					CURRENT YEAR'S ACCOUNTS PAYABLE						PS	MOOE	CO	TOTAL	PS	MOOE	Fin. Exp	CO		TOTAL		
						7	8	9	10	11	12	13	14	15	16												17	18
1	2	3	4	5	6=(2+3+4+5)	7	8	9	10	11=(7+8+9+10)	12	13	14	15	16=(12+13+14+15)	17=11+16	18=6+17	19	20	21	22=(19+20+21)	23	24	25	26	27=(23+24+25+26)	28	
Notice of Cash Allocation	19,836,448.44	2,080,580.43		0.00	21,917,028.87		0.00		13,462,467.44	13,462,467.44	5,746,880.77			0.00	5,746,880.77	19,209,348.21	41,126,377.08	0.00			0.00	19,836,448.44	7,827,461.20		13,462,467.44	41,126,377.08		
MDS Checks Issued	19,836,448.44	2,080,580.43			21,917,028.87				13,462,467.44	13,462,467.44	5,746,880.77				5,746,880.77	19,209,348.21	41,126,377.08				0.00	19,836,448.44	7,827,461.20		13,462,467.44	41,126,377.08		
Advice to Debit Account Working Fund (NCA Issued to BTr)																												
Tax Remittance Advices Issued (TRA)	2,067,121.38	1,144,226.79			3,211,348.17																							
Cash Disbursement Ceiling (CDC)																												
Non-Cash Availment Authority (NCAA)																												
Other (CDT, BTr Docs Stamp, etc)																												
TOTAL	21,903,569.82	3,224,807.22		0.00	25,128,377.04		0.00		13,462,467.44	13,462,467.44	5,746,880.77			0.00	5,746,880.77	19,209,348.21	44,337,725.25	0.00			0.00	21,903,569.82	8,971,687.99		13,462,467.44	44,337,725.25		

SUMMARY

	Previous Report (August)			This Month (September)			As of Date			Previous Report (August)			This Month (September)			As of Date		
Total Disbursement Authorities Received																		
NCA	159,483,784.86			21,917,028.87			181,400,813.73											
Working Fund																		
TRA	20,119,387.29			3,211,348.17			23,330,735.46											
CDC																		
NCAA																		
Other (CDT, BTr Docs Stamp, etc)																		
Less: Notice of Transfer Allocation (NTA) Issued																		
Total Disbursement Authorities Available																		
Less: Lapsed NCA Disbursements																		
Balance of Disbursements Authorities as of to date	179,603,372.15			25,128,377.04			204,731,549.19											

use of NTA is discouraged
Amounts should tally

Certified Correct:

CRESCENCIA T. TAÑO
Agency Chief Accountant
Date:

Approved by:

DOMINADOR O. AQUINER JR. D.M.
Head of Agency or Authorized Representative
Date:

MONTHLY REPORT OF DISBURSEMENTS
for the month of: October 2016

Department: SUC
Agency: EASTERN VISAYAS STATE UNIVERSITY
Operating Unit: D4
Organization Code (UACS): DB
Funding Source Code (as clustered): 101
(e.g. Old Fund Code: 101, 102, 151)

PARTICULARS	CURRENT YEAR BUDGET					PRIOR YEAR'S ACCOUNTS PAYABLE										CURRENT YEAR'S ACCOUNTS PAYABLE					SUB-TOTAL	TRUST LIABILITIES				GRAND TOTAL					Remarks
	PS	MOOE	Fin. Exp	CO	TOTAL	PRIOR YEAR'S ACCOUNTS PAYABLE					CURRENT YEAR'S ACCOUNTS PAYABLE					TOTAL	PS	MOOE	CO	TOTAL		PS	MOOE	Fin. Exp	CO	TOTAL					
						PS	MOOE	Fin. Exp	CO	Sub-total	PS	MOOE	Fin. Exp	CO	Sub-total																
1	2	3	4	5	6=(2+3+4+5)	7	8	9	10	11=(7+8+9+10)	12	13	14	15	16=(12+13+14+15)	17=11+16	18=6+17	19	20	21	22=(19+20+21)	23	24	25	26	27=(23+24+25+26)	28				
Notice of Cash Allocation	9,725,270.69	3,213,607.37		378,441.49	13,317,319.55				21,200,000.00	21,200,000.00				271,013.20	271,013.20	21,471,013.20	34,788,332.75	0.00			0.00	9,725,270.69	3,484,620.57		21,578,441.49	34,788,332.75	e.g. Reasons for over or under spending and the catch-up plan				
MDS Checks Issued	9,725,270.69	3,213,607.37		378,441.49	13,317,319.55				21,200,000.00	21,200,000.00				271,013.20	271,013.20	21,471,013.20	34,788,332.75	0.00			0.00	9,725,270.69	3,484,620.57		21,578,441.49	34,788,332.75					
Advice to Debit Account																															
Working Fund (NCA Issued to BTR)																															
Tax Remittance Advices Issued (TRA)	1,971,482.45	1,230,883.80			3,202,366.25																	1,971,482.45	1,230,883.80			3,202,366.25					
Cash Disbursement Ceiling (CDC) Non-Cash Availment authority (NCAA) Other (CDT, BTR Docs Stamp, etc)																															
TOTAL	11,696,753.14	4,444,491.17		378,441.49	16,519,685.80		0.00		21,200,000.00	21,200,000.00				271,013.20	271,013.20	21,471,013.20	37,990,699.00	0.00			0.00	11,696,753.14	4,715,504.37		21,578,441.49	37,990,699.00					

SUMMARY

	Previous Report (September)			This Month (October)			As of Date		
	PS	MOOE	CO	PS	MOOE	CO	PS	MOOE	CO
Total Disbursement Authorities Received									
NCA	181,400,813.73			13,317,319.55			194,718,133.28		
Working Fund									
TRA	23,330,735.46			3,202,366.25			26,533,101.71		
CDC									
NCAA									
Other (CDT, BTR Docs Stamp, etc)									
Less: Notice of Transfer Allocation (NTA) Issued									
Total Disbursement Authorities Available									
Less: Lapsed NCA Disbursements									
Balance of Disbursements Authorities as of date	204,731,549.19			16,519,685.80			221,251,234.99		

Use of NTA is discouraged
Amounts should tally

Certified Correct


CRENCIA T. TAÑO
Agency Chief Accountant

Date:

Approved by:

DOMINADOR O. AGUIRRE JR. D.M.
Head of Agency or Authorized Representative

Date:

MONTHLY REPORT OF DISBURSEMENTS
for the month of: November 2016

Department: SUC
Agency: EASTERN VISAYAS STATE UNIVERSITY
Operating Unit: 04
Organization Code (UACS): 08
Funding Source Code (as clustered): 101
(e.g. Old Fund Code: 101, 102, 151)


PARTICULARS	CURRENT YEAR BUDGET					PRIOR YEAR'S BUDGET											SUB-TOTAL	TRUST LIABILITIES				GRAND TOTAL					REMARKS				
	PS	MOOE	Fin. Exp.	CD	TOTAL	PRIOR YEAR'S ACCOUNTS PAYABLE					CURRENT YEAR'S ACCOUNTS PAYABLE					PS		MOOE	CD	TOTAL	PS	MOOE	Fin. Exp.	CD	TOTAL						
						7	8	9	10	11=(7+8+9+10)	12	13	14	15	16=(12+13+14+15)											17=11+16		18=6+17	19	20	21
Notice of Cash Allocation	30,881,559.61	1,766,936.98		754,368.87	33,402,865.46		0.00		178,966,918.81	178,966,918.81		2,290,017.94		0.00	2,290,017.94	181,256,936.75	214,659,802.21		0.00							30,881,559.61	4,056,954.92		179,721,287.68	214,659,802.21	
MDS Checks Issued	30,881,559.61	1,766,936.98		754,368.87	33,402,865.46				178,966,918.81	178,966,918.81		2,290,017.94			2,290,017.94	181,256,936.75	214,659,802.21									30,881,559.61	4,056,954.92		179,721,287.68	214,659,802.21	
Advice to Debit Account																															
Working Fund (NCA Issued to BTr)																															
Tax Remittance Advices Issued (TRA)	9,016,312.63	3,900,137.45			12,316,450.08																					9,016,312.63	3,900,137.45			12,316,450.08	
Cash Disbursement Ceiling (CDC)																															
Non-Cash Availment authority (NCAA)																															
Other (CDT, BTr Docs Stamp, etc)																															
TOTAL	39,897,872.24	5,067,074.43		754,368.87	45,719,315.54		0.00		178,966,918.81	178,966,918.81		2,290,017.94		0.00	2,290,017.94	181,256,936.75	226,976,252.29		0.00						39,897,872.24	7,357,092.37		179,721,287.68	226,976,252.29		

SUMMARY


	Previous Report (October)			This Month (November)			As of Date			Previous Report (October)			This Month (November)			As of Date		
	PS	MOOE	Fin. Exp.	PS	MOOE	Fin. Exp.	PS	MOOE	Fin. Exp.	PS	MOOE	Fin. Exp.	PS	MOOE	Fin. Exp.	PS	MOOE	Fin. Exp.
Total Disbursement Authorities Received																		
NCA	194,718,133.28			33,402,865.46			228,120,998.74						513,590,044.52			248,839,667.25		
Working Fund																		
TRA	26,533,101.71			12,316,450.08			38,849,551.79						358,013,753.78			226,976,252.29		
CDC																		
NCAA																		
Other (CDT, BTr Docs Stamp, etc)																		
Less: Notice of Transfer Allocation (NTA) Issued																		
Total Disbursement Authorities Available																		
Less: Lapsed NCA Disbursements																		
Balance of Disbursements Authorities as of date	221,251,234.99			45,719,315.54			266,970,550.53						155,576,290.74			21,863,414.96		

The use of NTA is discourage
Amounts should tally

Certified Correct:


CRESENCIA T. TAÑO
Agency Chief Accountant
Date:

Approved by:


DOMINADOR O. AGUIRRE JR. D.M.
Head of Agency or Authorized Representative
Date:

Department: SUC
 Agency: EASTERN VISAYAS STATE UNIVERSITY
 Operating Unit: 04
 Organization Code (LIACS): 08
 Funding Source Code (as clustered):
 (e.g. Old Fund Code: 101, 102, 151) 101

MONTHLY REPORT OF DISBURSEMENTS
 for the month of: December 2016

PARTICULARS	CURRENT YEAR BUDGET					PRIOR YEAR'S ACCOUNTS PAYABLE										PRIOR YEAR'S BUDGET										TRUST LIABILITIES					GRAND TOTAL					Remarks
	1	PS	MOOE	Fin. Exp.	CG	TOTAL	PS	MOOE	Fin. Exp.	CO	Sub-total	PS	MOOE	Fin. Exp.	CO	Sub-total	TOTAL	SUB-TOTAL	PS	MOOE	CO	TOTAL	PS	MOOE	Fin. Exp.	CO	TOTAL	28								
																													6=(2+3+4+5)	7	8	9	10	11=(7+8+9+10)	12	
Notice of Cash Allocation	32,976,444.06		9,755,608.57			42,732,052.63																														
MDS Checks Issued	32,976,444.06		9,755,608.57		0.00	42,732,052.63																														
Advice to Debit Account								0.00																												
Working Fund (NCA Issued to BTR)									12,555,250.68																											
Tax Remittance Advices Issued (TRA)									12,555,250.68																											
Cash Disbursement Ceiling (CDC)	2,020,280.31		355,021.02			2,375,301.33																														
Non-Cash Availment authority (NCAA)																																				
Other (CDT, BTR Docs Stamp, etc)																																				
TOTAL	34,996,724.37		10,110,629.59		0.00	45,107,353.96			12,555,250.68																											
SUMMARY																																				
Total Disbursement Authorities Received	Previous Report (November)		This Month (December)		As of Date		Previous Report (November)		This Month (December)		As of Date		Total Disbursement Program		Less: Actual Disbursements		Less: Actual Disbursements		Less: Actual Disbursements		Less: Actual Disbursements		Less: Actual Disbursements		Less: Actual Disbursements		Less: Actual Disbursements		Less: Actual Disbursements							
NCA	228,120,998.74		42,732,052.63		270,853,051.37		762,425,711.77		64,790,865.04		827,220,576.81		Less: Actual Disbursements		584,990,006.07		643,034,694.63		58,044,688.56		6,746,176.48		284,185,882.18		Less: Actual Disbursements		177,435,705.70		177,435,705.70							
Working Fund													Less: Actual Disbursements												Less: Actual Disbursements											
TRA													Less: Actual Disbursements												Less: Actual Disbursements											
CDC	38,849,551.79		2,375,301.33		41,224,853.12								Less: Actual Disbursements												Less: Actual Disbursements											
NCAA													Less: Actual Disbursements												Less: Actual Disbursements											
Other (CDT, BTR Docs Stamp, etc)													Less: Actual Disbursements												Less: Actual Disbursements											
Less: Notice of Transfer Allocation (NTA) Issued													Less: Actual Disbursements												Less: Actual Disbursements											
Total Disbursement Authorities Available													Less: Actual Disbursements												Less: Actual Disbursements											
Less: Lapsed NCA Disbursements													Less: Actual Disbursements												Less: Actual Disbursements											
Balance of Disbursements Authorities as of to date	266,970,550.53		45,107,353.96		312,077,904.49								Less: Actual Disbursements												Less: Actual Disbursements											
Use of NTA is discouraged amounts should tally													Less: Actual Disbursements												Less: Actual Disbursements											

Certified Correct:

Creseñcia T. Taño
CRESEÑCIA T. TAÑO
 Agency Chief Accountant
 Date:

Approved by:

Dominador O. Aguirre Jr.
DOMINADOR O. AGUIRRE JR. D.M.
 Head of Agency or Authorized Representative
 Date: