

MONTHLY REPORT OF DISBURSEMENTS
for the month of: January 2015

FAR No. 4

Department: SUC
Agency: EASTERN VISAYAS STATE UNIVERSITY
Operating Unit: 04
Organization Code (MACS): 08
Funding Source Code (as clustered): 101
(e.g. Old Fund Code: 101, 102, 151)

PARTICULARS	CURRENT YEAR BUDGET					PRIOR YEAR'S ACCOUNTS PAYABLE										CURRENT YEAR'S ACCOUNTS PAYABLE				TRUST LIABILITIES				GRAND TOTAL				Remarks
	PS	MOOE	Fin. Exp	CD	TOTAL	PRIOR YEAR'S ACCOUNTS PAYABLE					CURRENT YEAR'S ACCOUNTS PAYABLE					TOTAL	SUB-TOTAL	TRUST LIABILITIES				GRAND TOTAL						
						PS	MOOE	Fin. Exp	CD	Sub-total	PS	MOOE	Fin. Exp	CD	Sub-total			PS	MOOE	CD	TOTAL	PS	MOOE	Fin. Exp	CD	TOTAL		
Notice of Cash Allocation					6=(7+3+4+5)	7	8	9	10	11=(7+8+9+10)	12	13	14	15	16=(12+13+14+15)	17=11+16	18=6+17	19	20	21	22=(18+20+21)	23	24	25	26	27=(23+24+25+26)	28	
MOS Checks Issued	15,847,490.11	15,654,812.37		0.00	31,502,302.48										0.00	0.00	31,502,302.48				0.00	15,847,490.11	15,654,812.37		0.00	31,502,302.48		
Advice to Debit Account	15,847,490.11	15,654,812.37			31,502,302.48										0.00	0.00	31,502,302.48				0.00	15,847,490.11	15,654,812.37		0.00	31,502,302.48		
Working Fund (NCA Issuette BTR)																												
Tax Remittance Advices issued (TRA)	2,214,859.13	274,953.77			2,489,812.90																	2,214,859.13	274,953.77			2,489,812.90		
Cash Disbursement Ceiling (CDC)																												
Non-Cash Availment authority (NCAA)																	2,489,812.90					2,214,859.13	274,953.77			2,489,812.90		
Other (CDT, BTR Docs Stamp, etc)																												
TOTAL	18,062,349.24	15,929,766.14		0.00	33,992,115.38							0.00		0.00	0.00	0.00	33,992,115.38				0.00	18,062,349.24	15,929,766.14			33,992,115.38		

SUMMARY	Previous Report ()			This Month (January)			As of Date			Previous Report ()	This Month (January)			As of Date		
	PS	MOOE	Fin. Exp	CD	TOTAL	PS	MOOE	Fin. Exp	CD		TOTAL	PS	MOOE	Fin. Exp	CD	TOTAL
Total Disbursement Authorities Received																
NCA					31,502,302.48											
Working Fund																
TRA					2,489,812.90											
CDC																
NCAA																
Other (CDT, BTR Docs Stamp, etc)																
Less: Notice of Transfer Allocation (NTA) Issued																
Total Disbursement Authorities Available																
Less: Lapsed NCA																
Disbursements																
Balance of Disbursements Authorities as of to date					33,992,115.38					33,992,115.38						

The use of NTA is discouraged
Amounts should tally

Certified Correct: 
CRENCIO T. TARG
Agency Chief Accountant

Date: _____

Approved by: 
DOMINADOR O. RAMOS, JR., D.M.
Head of Agency or Authorized Representative

Date: _____

MONTHLY REPORT OF DISBURSEMENTS
for the month of February 2015

FAIR No. 4

Department: SUC
Agency: EASTERN VISAYAS STATE UNIVERSITY
Operating Unit: 04
Organization Code (UACS): 08
Funding Source Code (as clustered): 101
(e.g. Old Fund Code: 301, 102, 151)

PARTICULARS	CURRENT YEAR BUDGET					PRIOR YEAR'S BUDGET										TRUST LIABILITIES				GRAND TOTAL					Remarks												
	PS	MOOE	Fin. Exp	CO	TOTAL	PS	MOOE	Fin. Exp	CO	Sub-total	PS	MOOE	Fin. Exp	CO	Sub-total	TOTAL	SUB-TOTAL	PS	MOOE	CO	TOTAL	PS	MOOE	Fin. Exp		CO	TOTAL										
Notice of Cash Allocation	9,087,743.28	6,587,460.16		327,750.00	16,002,953.44																																
MDS Checks Issued	9,087,743.28	6,587,460.16		327,750.00	16,002,953.44																																
Advice to Debit Account																0.00																					
Working Fund (NCA Issued to BTr)																																					
Tax Remittance Advice Issued (TRA)	1,630,477.63	67,709.34			1,698,186.97																																
Cash Disbursement Ceiling (CDC)																																					
Non-Cash Availment Authority (NCAA)																																					
Other (CDT, BTr Docs Stamp, etc)																																					
TOTAL	10,718,220.91	6,655,169.50		327,750.00	17,701,140.41										0.00	0.00	0.00	0.00	0.00	0.00	0.00	0.00	0.00	0.00	0.00	10,718,220.91	6,655,169.50					17,701,140.41					

SUMMARY

	Previous Report (January)	This Month (February)	As of Date	Previous Report (January)	This Month (February)	As of Date
Total Disbursement Authorities Received						
NCA	31,502,302.48	16,002,953.44	47,505,255.92			
Working Fund						
TRA	2,489,812.90	1,698,186.97	4,187,999.87	Total Disbursement Program	35,385,000.00	18,507,047.52
CDC				Less: Actual Disbursements	33,992,115.38	54,892,047.52
NCAA				[Over]/Under Spending	1,392,884.62	51,693,255.79
Other (CDT, BTr Docs Stamp, etc)					1,805,907.11	3,398,791.73
Less: Notice of Transfer Allocation (NTA) Issued						
Total Disbursement Authorities Available						
Less: Lapsed NCA						
Disbursements						
Balance of Disbursements Authorities as of to date	33,992,115.38	17,701,140.41	51,693,255.79			

The use of NTA is discouraged
Amounts should tally

Certified Correct:

MCC
CRESCENCIA T. TAYO
Agency Chief Accountant
Date:

Approved by:

DCM
DOMINADOR O. ACOSTA JR. D.M.
Head of Agency or Authorized Representative
Date:

MONTHLY REPORT OF DISBURSEMENTS
for the month of: March 2015

FAR No. 4

Department: _____ SUC
Agency: EASTERN VISAYAS STATE UNIVERSITY
Operating Unit: 04
Organization Code (OAC): 08
Funding Source Code (as clustered): 101
(e.g. Old Fund Code: 101, 102, 151)

PARTICULARS	CURRENT YEAR BUDGET					PRIOR YEAR'S ACCOUNTS PAYABLE										PRIOR YEAR'S BUDGET					SUB-TOTAL			TRUST LIABILITIES			GRAND TOTAL					Remarks						
	PS	MOOE	Fin. Exp	CO	TOTAL	PS	MOOE	Fin. Exp	CO	Sub-total	PS	MOOE	Fin. Exp	CO	Sub-total	TOTAL	SUB-TOTAL	PS	MOOE	CO	TOTAL	PS	MOOE	Fin. Exp	CO	TOTAL												
	2	3	4	5	6=2+3+4+5	7	8	9	10	11=(7+8+9+10)	12	13	14	15	16=(12+13+14+15)	17=11+16	18=6+17	19	20	21	22=(19+20+21)	23	24	25	26	27=(23+24+25+26)												
Notice of Cash Allocation	15,603,982.17	5,626,386.18																																				
MCS Checks Issued	15,603,982.17	5,626,386.18			0.00											0.00	0.00																					
Advice to Debit Account																0.00	0.00																					
Working Fund (NCA Issued to BTr)																0.00	0.00																					
Tax Remittance Advice Issued (TRA)	1,526,864.89	139,865.24																																				
Cash Disbursement Ceiling (CDC)																																						
Non-Cash Availment authority (NCAA)																																						
Driver (CDT, BTr Docs Stamp, etc)																																						
TOTAL	17,130,847.06	5,766,251.42			0.00											0.00	0.00	0.00	0.00	0.00	0.00						0.00	17,130,847.06	5,766,251.42									22,897,098.48

SUMMARY

	Previous Report (February)	This Month (March)	As of Date	Previous Report (February)	This Month (March)	As of Date
Total Disbursement Authorities Received						
NCA	47,505,255.92	21,230,368.35	68,735,624.27			
Working Fund						
TRA	4,187,999.87	1,666,730.13	5,854,730.00			
CDC						
NCAA						
Other (CDT, BTr Docs Stamp, etc)						
Less: Notice of Transfer Allocation (NTA) Issued						
Total Disbursement Authorities Available						
Less: Released NCA						
Disbursements						
Balance of Disbursement Authorities as of date	51,693,255.79	22,897,098.48	74,590,354.27	54,892,047.52	22,404,269.38	77,296,316.80
				51,693,255.79	22,897,098.48	74,590,354.27
				3,198,791.73	(412,829.20)	2,785,962.53

The use of NTA is discouraged
Amounts should tally Certified Correct:

Mido
CRESCENCIA T. TARD
Agency Chief Accountant
Date:

Approved by:
scub
DOMINADOR O. AGUIRRE JR. D.M.
Head of Agency or Authorized Representative
Date:

MONTHLY REPORT OF DISBURSEMENTS
for the month of April 2015

Department: SUC
Agency: EASTERN VISAYAS STATE UNIVERSITY
Operating Unit: 04
Organization Code (UAOC): 08
Funding Source Code (as clustered): 101
e.g. Old Fund Code: 101, 102, 103

PARTICULARS	CURRENT YEAR BUDGET					PRIOR YEAR'S ACCOUNTS PAYABLE										SUB-TOTAL	TRUST LIABILITIES			GRAND TOTAL				Remarks				
	PS	MOOE	Fin. Exp	CO	TOTAL	PS	MOOE	Fin. Exp	CO	Sub-total	PS	MOOE	Fin. Exp	CO	Sub-total		PS	MOOE	Fin. Exp	CO	TOTAL							
	1	2	3	4	5	6=(2+3+4+5)	7	8	9	10	11=(7+8+9+10)	12	13	14	15		16=(12+13+14+15)	17+11+16	18=6+17	19	20	21	22=(18+20+21)		23	24	25	26
Notice of Cash Allocation	15,470,926.74	3,403,267.13				18,872,215.87		225,360.00			225,360.00	65,996.31			65,996.31	17,411+16	18,664+17	0.00			18,664+17	15,470,926.74	3,692,643.44		0.00	15,163,572.18	28	
MDC Debits Issued	15,470,926.74	3,403,267.13				18,872,215.87		225,360.00			225,360.00	65,996.31			65,996.31	17,411+16	18,664+17	0.00			18,664+17	15,470,926.74	3,692,643.44		0.00	15,163,572.18		
Adverse to Debit Account																												
Working Fund (MCA Issued to BTr)																												
Tax Reimburse Advices Issued (TRA)	5,013,965.62	169,549.14				5,176,914.76																5,013,965.62	169,549.14			5,176,914.76		
Cash Disbursement Ceiling (CDC)																												
Non-Cash Availment autumty (NCAA)																												
Other (CDT, BTr Docs Stamp, etc)																												
TOTAL	15,484,294.36	3,564,836.27	0.00	0.00	0.00	22,049,130.63						65,996.31	0.00	65,996.31	291,356.31	22,340,486.94	0.00	0.00	0.00	0.00	18,464,294.36	3,856,132.58	0.00	0.00	22,340,486.94			

SUMMARY

	Previous Report (March)	This Month (April)	As of Date	Previous Report (March)	This Month (April)	As of Date
Total Disbursement Authorities Received						
NCA	69,795,624.27	25,872,215.87	87,667,840.14	Total Disbursement Program	77,294,718.60	96,380,114.80
Working Fund				Less: Actual Disbursements (Over)/Under spending	76,556,754.27	96,980,841.21
TRA	5,854,730.00	5,176,914.76	9,031,644.76		2,705,962.53	1,452,273.59
CDC						
NCAA						
Other (CDT, BTr Docs Stamp, etc)						
Less: Notice of Transfer Allocation (NTA) Issued						
Total Disbursement Authorities Available						
Less: Lapsed NCA						
Disbursements						
Balance of Disbursements Authorities as of date	74,590,354.27	22,049,130.63	96,639,484.90			

The use of NTAs, discourages
Amounts should tally

ORESCENCIA T. TAÑO
Agency Chief Accountant
Date:

Approved by:

DOMINADOR O. AQUINO JR. D.M.
Head of Agency of Authorized Representative
Date:

MONTHLY REPORT OF DISBURSEMENTS
For the month of May 2015


FAR No. 4


Department: SUC
Agency: EASTERN VISAYAS STATE UNIVERSITY
Operating Unit: 01
Organization Code (OACS): 00
Funding Source Code (as clustered): 101
(e.g. Old Fund Code: 101, 102, 103)

PARTICULARS	CURRENT YEAR BUDGET					PRIOR YEAR'S ACCOUNTS PAYABLE										CURRENT YEAR'S ACCOUNTS PAYABLE					TRUST LIABILITIES				GRAND TOTAL					Remarks
	PS	MODE	Fin. Exp.	CD	TOTAL	PRIOR YEAR'S ACCOUNTS PAYABLE					CURRENT YEAR'S ACCOUNTS PAYABLE					SUB-TOTAL	PS	MODE	CD	TOTAL	PS	MODE	CD	TOTAL	PS	MODE	Fin. Exp.	CD	TOTAL	
						7	8	9	10	11=(7+8+9+10)	12	13	14	15	16=(12+13+14+15)															
Notice of Cash Allocation	21,354,397.25	1,961,209.76		0.00	23,315,607.01		441,000.00			441,000.00		105,465.64			105,465.64	546,465.64	23,862,072.65	0.00			0.00		21,354,397.25	2,507,675.40		0.00	23,862,072.65	23,862,072.65		
MOS Checks Issued	21,354,397.25	1,961,209.76			23,315,607.01		441,000.00			441,000.00		105,465.64			105,465.64	546,465.64	23,862,072.65	0.00			0.00		21,354,397.25	2,507,675.40		0.00	23,862,072.65	23,862,072.65		
Advice to Debit Account																						0.00								
Working Fund (NCA Issued to RTI)																						0.00								
TR: Remittance Advices Issued (TRA)	1,302,204.80	281,866.77			1,614,071.57																	0.00								
Cash Disbursement Ceiling (CDC)																						0.00								
Non-Cash Availment Authority (NCAA)																						0.00								
Other (OT, RT, Deco Stamp, etc)																						0.00								
TOTAL	22,656,602.05	2,243,076.53		0.00	24,929,678.58						105,465.64		0.00	105,465.64	546,465.64	25,476,144.22	0.00				0.00		22,656,602.05	2,243,076.53		0.00	25,476,144.22	25,476,144.22		

SUMMARY	Previous Report (April)			This Month (May)			As of Date			Total Disbursement Program Less: Actual Disbursements (Over)/Under Spending	Previous Report (April)			This Month (May)			As of Date		
	PS	MODE	TOTAL	PS	MODE	TOTAL	PS	MODE	TOTAL		PS	MODE	TOTAL	PS	MODE	TOTAL	PS	MODE	TOTAL
Total Disbursement Authorities Received																			
NCA	87,807,840.14			25,315,607.01			110,929,447.15						96,385,114.80			26,821,037.82			125,202,152.62
Working Fund													96,998,841.21			25,476,144.22			122,406,985.43
TRA	9,891,844.76			1,614,071.57			10,645,716.33						1,450,273.59			1,344,811.46			2,795,165.19
EDC																			
NCAA																			
Other (OT, RT, Deco Stamp, etc)																			
Less: Notice of Transfer Allocation (NTA) Issued																			
Total Disbursement Authorities Available																			
Less: Disbursements																			
Balance of Disbursement Authorities as of the date	96,636,484.90			24,929,678.58			121,566,163.48												

The sum of NCA's disbursements should tally

Certified Correct:

CREENCIA T. TAÑO
Agency Chief Accountant
Date:

Approved by:

DOMINADOR O. ACOSTA JR., D.M.
Head of Agency or Authorized Representative
Date:

MONTHLY REPORT OF DISBURSEMENTS
for the month of: June 2015

FAR No. 4

Department: SUC
Agency: EASTERN VISAYAS STATE UNIVERSITY
Operating Unit: DE
Organization Code (IACS): DE
Funding Source Code (as clustered): 101
(e.g. Old Fund Code: 101, 102, 151)

PARTICULARS	CURRENT YEAR BUDGET					PRIOR YEAR'S ACCOUNTS PAYABLE					CURRENT YEAR'S ACCOUNTS PAYABLE					SUB-TOTAL	TRUST LIABILITIES				GRAND TOTAL					Remarks			
	PS	MOOE	Fin. Exp	CO	TOTAL	PS	MOOE	Fin. Exp	CO	Sub-total	PS	MOOE	Fin. Exp	CO	Sub-total		TOTAL	PS	MOOE	CO	TOTAL	PS	MOOE	Fin. Exp	CO		TOTAL		
	1	2	3	4	5	6=(2+3+4+5)	7	8	9	10	11=(7+8+9+10)	12	13	14	15		16=(12+13+14+15)	17+11+16	18+6+17	19	20	21	22=(19+20+21)	23	24		25	26	27=(23+24+25+26)
Notice of Cash Allocation	30,106,366.81	5,863,720.40			0.00	35,972,087.21						203,477.61			203,477.61	7,050,965.69	43,023,052.90	0.00			0.00	30,106,366.81	6,118,260.52			6,796,425.57	43,023,052.90		
MDS Checks Issued	30,106,366.81	5,863,720.40				35,972,087.21	51,062.51			6,796,425.57	6,847,488.08	203,477.61			203,477.61	7,050,965.69	43,023,052.90	0.00			0.00	30,106,366.81	6,118,260.52			6,796,425.57	43,023,052.90		
Working Fund (NCA Issuance BTI)																													
Tax Remittance Advices Issued (TRA)																													
Cash Disbursement Ceiling (CDC)		512,668.15				2,157,273.89																							
Non-Cash Assetment Authority (NCAA)			644,605.74																										
Other (CDT, BTI Docs Stamp, etc)																													
TOTAL	31,622,034.96	6,508,326.14	0.00	0.00	38,129,361.10	51,062.51	6,796,425.57	6,847,488.08	203,477.61	0.00	203,477.61	7,050,965.69	45,180,326.79	0.00	0.00	31,622,034.96	6,762,866.26	6,796,425.57	45,180,326.79										

SUMMARY	Previous Report (May)			This Month (June)			As of Date		
	PS	MOOE	Fin. Exp	PS	MOOE	Fin. Exp	PS	MOOE	Fin. Exp
Total Disbursement Authorities Received									
NCA	110,923,447.15			35,972,087.21			146,895,534.36		
Working Fund									
TRA	10,645,716.33			2,157,273.89			12,802,990.22		
CDC									
NCAA									
Other (CDT, BTI Docs Stamp, etc)									
Less: Notice of Transfer Allocation (NTA) Issued									
Total Disbursement Authorities Available									
Less: Lapsed NCA									
Disbursements									
Balance of Disbursement Authorities as of to date	121,569,163.48			38,129,361.10			159,698,524.58		

The use of NTA is discouraged. Amounts should tally.

Certified Correct: CRESCENCIA T. TARI Agency Chief Accountant
Date: _____

Approved by: DOMINADOR C. AGUIRRE JR. D.M. Head of Agency or Authorized Representative
Date: _____

MONTHLY REPORT OF DISBURSEMENTS
for the month of: July 2015

FAR No. 4

Department: SUC
Agency: EASTERN VISAYAS STATE UNIVERSITY
Operating Unit: DR
Funding Source Code (UACS): GR
Funding Source Code (as clustered): 301
E.g. OM Fund Code: 101, 102, 151

PARTICULARS	CURRENT YEAR BUDGET					PRIOR YEAR'S BUDGET										SUB-TOTAL	TRUST LIABILITIES				GRAND TOTAL					Remarks	
	PS	MOOE	Fin. Exp	CO	TOTAL	PRIOR YEAR'S ACCOUNTS PAYABLE					CURRENT YEAR'S ACCOUNTS PAYABLE						TOTAL	PS	MOOE	CO	TOTAL	PS	MOOE	Fin. Exp	CO		TOTAL
						7	8	9	10	11	12	13	14	15	16												
1	2	3	4	5	6=(2+3+4+5)	7	8	9	10	11=(7+8+9+10)	12	13	14	15	16=(12+13+14+15)	17=11+16	18=6+17	19	20	21	22=(19+20+21)	23	24	25	26	27=(23+24+25+26)	28
Notice of Cash Allocation	13,828,258.44	1,363,470.99		0.00	15,191,729.43		0.00		13,433,026.92	13,433,026.92		578,248.55			2,976,292.21	16,409,319.13	31,601,048.56	0.00			0.00	13,828,258.44	1,941,719.54		15,831,070.58	31,601,048.56	
MDS Checks Issued	13,828,258.44	1,363,470.99			15,191,729.43				13,433,026.92	13,433,026.92		578,248.55			2,976,292.21	16,409,319.13	31,601,048.56	0.00			0.00	13,828,258.44	1,941,719.54		15,831,070.58	31,601,048.56	
Advice to Debit Account																											
Working Fund (NCA Issued to BTR)																											
Tax Remittance Advices Issued (TRA)																											
Cash Disbursement Calling (CDC)	1,869,709.09	755,900.28			2,625,609.37																	1,869,709.09	755,900.28			2,625,609.37	
Non-Cash Availment authority (NCAA)																											
Other (CDT, BTR Docs Stamp, etc)																											
TOTAL	15,697,967.53	2,119,371.27		0.00	17,817,338.80		0.00		13,433,026.92	13,433,026.92		578,248.55			2,976,292.21	16,409,319.13	34,226,657.93	0.00			0.00	15,697,967.53	2,697,619.82		15,831,070.58	34,226,657.93	

e.g. Reasons for over or under spending and the catch-up plan

SUMMARY

	Previous Report (June)	This Month (July)	As of Date		Previous Report (June)	This Month (July)	As of Date
Total Disbursement Authorities Received				Total Disbursement Program	169,366,975.53	60,698,000.00	230,064,975.53
NCA	146,895,534.36	15,191,729.43	162,087,263.79	Less: Actual Disbursements	267,587,312.22	34,226,657.93	201,813,970.15
Working Fund				(Over)/Under Spending	1,779,663.31	26,471,342.07	28,251,005.38
TRA	12,802,990.22	2,625,609.37	15,428,599.59				
CDC							
NCAA							
Other (CDT, BTR Docs Stamp, etc)							
Less: Notice of Transfer Allocation (NTA) Issued							
Total Disbursement Authorities Available							
Less: Lapsed NCA							
Disbursements							
Balance of Disbursements Authorities as of to date	159,698,524.58	17,817,338.80	177,515,863.38				

The use of MTA is discouraged
Amounts should tally

Certified Correct:

Approved by:

CRESENCIA T. TAÑO
Agency Chief Accountant

DOMINADOR O. AGUIRRE JR. D.M.
Head of Agency or Authorized Representative

Date:

Date:

MONTHLY REPORT OF DISBURSEMENTS
for the month of August 2015

FAR No. 4

Department: SUC
Agency: EASTERN VISAYAS STATE UNIVERSITY
Operating Unit: 04
Organization Code (OACG): 08
Funding Source Code (as clustered): 301
(e.g. Old Fund Code: 101, 102, 151)

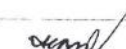
PARTICULARS	CURRENT YEAR BUDGET					PRIOR YEAR'S ACCOUNTS PAYABLE											TRUST LIABILITIES					GRAND TOTAL					Remarks	
	PS	MOOE	Fin. Exp	CO	TOTAL	PRIOR YEAR'S ACCOUNTS PAYABLE					CURRENT YEAR'S ACCOUNTS PAYABLE						PS	MOOE	CO	TOTAL	PS	MOOE	Fin. Exp	CO	TOTAL			
						PS	MOOE	Fin. Exp	CO	Sub-total	PS	MOOE	Fin. Exp	CO	Sub-total	TOTAL										SUB-TOTAL		
1	2	3	4	5	6=(2+3+4+5)	7	8	9	10	11=(7+8+9+10)	12	13	14	15	16=(12+13+14+15)	17=11+16	18=6+17	19	20	21	22=(19+20+21)	23	24	25	26	27=(23+24+25+26)	28	
Notice of Cash Allocation	15,378,200.07	2,632,395.63		0.00	18,010,595.70		0.00			0.00		5,306,828.94	3,739,680.72	9,046,509.66	9,046,509.66	27,057,105.36		0.00			0.00	15,378,200.07	7,939,224.57			3,739,680.72	27,057,105.36	
MDS Checks Issued	15,378,200.07	2,632,395.63			18,010,595.70					0.00		5,306,828.94	3,739,680.72	9,046,509.66	9,046,509.66	27,057,105.36					0.00	15,378,200.07	7,939,224.57			3,739,680.72	27,057,105.36	
Advice to Debit Account																												
Working Fund (NCA Issued by BTF)																												
Tax Remittance Advices Issued (TRA)	1,835,630.62	549,739.74			2,385,370.36																	1,835,630.62	549,739.74				2,385,370.36	
Cash Disbursement Ceiling (CDC)																												
Non-Cash Availment authority (NCAA)																												
Other (CDT, BTF Docs Stamp, etc)																												
TOTAL	17,213,830.69	3,382,135.37		0.00	20,595,966.06		0.00		0.00	0.00		5,306,828.94	3,739,680.72	9,046,509.66	9,046,509.66	25,442,475.72		0.00			0.00	17,213,830.69	8,488,964.31			3,739,680.72	29,442,475.72	

SUMMARY	Previous Report (July)			This Month (August)			As of Date			Previous Report (July)			This Month (August)			As of Date			
	PS	MOOE	Fin. Exp	PS	MOOE	Fin. Exp	PS	MOOE	Fin. Exp	PS	MOOE	Fin. Exp	PS	MOOE	Fin. Exp	PS	MOOE	Fin. Exp	
Total Disbursement Authorities Received																			
NCA	162,087,263.79			18,010,595.70			180,097,859.49						230,064,975.53			49,301,951.44			279,166,926.97
Working Fund																			
TRA	15,428,599.59			2,385,370.36			17,813,969.95						201,813,970.15			25,442,475.72			231,256,445.87
CDC																			
NCAA																			
Other (CDT, BTF Docs Stamp, etc)																			
Less: Notice of Transfer Allocation (NTA) Issued																			
Total Disbursement Authorities Available																			
Less: Lapsed NCA																			
Disbursements																			
Balance of Disbursements Authorities as of to date	177,515,863.38			20,395,966.06			197,911,829.44												

The use of NTA is discouraged.
Amounts should tally

Certified Correct:

CRENCENCIA T. TAÑO
Agency Chief Accountant
Date:

Approved by:

DOMINADOR O. AGUIRRE JR. D.M.
Head of Agency or Authorized Representative
Date:

MONTHLY REPORT OF DISBURSEMENTS
for the month of: September 2015

FAR No. 4

Department: SUC
Agency: EASTERN VISAYAS STATE UNIVERSITY
Operating Unit: D4
Organization Code (RACS): 08
Funding Source Code (in clustered): 101
(e.g. Old Fund Code: 101, 102, 151)


PARTICULARS	CURRENT YEAR BUDGET					PRIOR YEAR'S ACCOUNTS PAYABLE										SUB-TOTAL	TRUST LIABILITIES			GRAND TOTAL					Remarks			
	PS	MOOE	Fin. Exp.	CO	TOTAL	PRIOR YEAR'S ACCOUNTS PAYABLE					CURRENT YEAR'S ACCOUNTS PAYABLE						TOTAL	PS	MOOE	CO	TOTAL	PS	MOOE	Fin. Exp.		CO	TOTAL	
						PS	MOOE	Fin. Exp.	CO	Sub-total	PS	MOOE	Fin. Exp.	CO	Sub-total													
1	2	3	4	5	6=(2+3+4+5)	7	8	9	10	11=(7+8+9+10)	12	13	14	15	16=(12+13+14+15)	17=11+16	18=6+17	19	20	21	22=(19+20+21)	23	24	25	26	27=(23+24+25+26)	28	
Notice of Cash Allocation	30,313,112.70	3,140,290.57		697,347.90	34,150,751.17				1,871,770.40	1,871,770.40		1,976,516.12		2,321,133.11	4,297,649.23	6,369,419.63	40,320,170.80	0.00			0.00	30,313,112.70	5,116,806.69		4,890,251.41	40,320,170.80		
MOS Checks Issued	30,313,112.70	3,140,290.57		697,347.90	34,150,751.17				1,871,770.40	1,871,770.40		1,976,516.12		2,321,133.11	4,297,649.23	6,369,419.63	40,320,170.80				0.00	30,313,112.70	5,116,806.69		4,890,251.41	40,320,170.80		
Advice to Debit Account																												
Working Fund (NCA Issued to BTr)																												
Tax Remittance Advices Issued (TRA)	1,534,930.40	378,094.03			1,913,024.43												1,913,024.43					1,534,930.40	378,094.03			1,913,024.43		
Cash Disbursement Ceiling (CDC)																												
Non-Cash Availment authority (NCAA)																												
Other (CDT, BTr Docs Stamp, etc)																												
TOTAL	31,848,043.10	5,518,384.60		697,347.90	36,063,775.60	0.00			1,871,770.40	1,871,770.40		1,976,516.12		2,321,133.11	4,297,649.23	6,369,419.63	42,233,195.23	0.00			0.00	31,848,043.10	5,494,900.72		4,890,251.41	42,233,195.23		

e.g. Reasons for over or under spending and the catch-up plan

SUMMARY	Previous Report (August)			This Month (September)			As of Date			Previous Report (August)			This Month (September)			As of Date			
	PS	MOOE	Fin. Exp.	PS	MOOE	Fin. Exp.	PS	MOOE	Fin. Exp.	PS	MOOE	Fin. Exp.	PS	MOOE	Fin. Exp.	PS	MOOE	Fin. Exp.	
Total Disbursement Authorities Received																			
NCA	180,097,859.49			34,150,751.17			214,248,610.66						279,166,926.97			47,529,846.08			326,696,773.05
Working Fund																			273,489,641.10
TRA	17,813,969.95			1,913,024.43			19,726,994.38						47,910,481.20			5,296,650.85			53,207,131.95
CDC																			
NCAA																			
Other (CDT, BTr Docs Stamp, etc)																			
Less: Notice of Transfer Allocation (NTA) Issued																			
Total Disbursement Authorities Available																			
Less: Lapsed NCA Disbursements																			
Balance of Disbursement Authorities as of to date	197,911,825.44			36,063,775.60			233,975,605.04												

For the use of MIA in clearance
Amounts should tally

Certified Correct:


CRESENCIA T. TAÑO
Agency Chief Accountant

Date:

Approved by:


DOMINADOR D. AGUIRRE JR. D.M.
Head of Agency or Authorized Representative

Date:


MONTHLY REPORT OF DISBURSMENTS
for the month of: October 2015

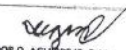
FAR No. 4

Department: _____
Agency: SUC
Operating Unit: EASTERN VISAYAS STATE UNIVERSITY
Organization Code (UAOS): 04
Funding Source Code (as clustered): 08
In-p. CM Fund Code: 201, 202, 151) 101

PARTICULARS	CURRENT YEAR BUDGET					PRIOR YEAR'S ACCOUNTS PAYABLE										CURRENT YEAR'S ACCOUNTS PAYABLE					SUB-TOTAL				TRUST LIABILITIES				GRAND TOTALS				Remarks						
	PS	MOOE	Fin. Exp	CD	TOTAL	7	8	9	10	11	12	13	14	15	16	17	18	19	20	21	22	23	24	25	26	27	28	29	30	31									
Notice of Cash Allocation	10,579,482.96	3,061,441.03		0.00	13,640,923.99				751,152.69	751,152.69																													
MOE Checks issued	10,579,482.96	3,061,441.03			13,640,923.99				751,152.69	751,152.69																													
Working Fund (MCA Issued/Re BF)												12,350.00																											
Tax Remittance Advice Issued (TRA)	1,549,802.51	101,966.44			1,651,768.95																																		
Cash Disbursement Ceiling (CDC)																																							
Non-Cash Availment Authority (NCAA)																																							
Other (CDI, BT, Docu Stamp, etc)																																							
TOTAL	12,129,285.47	3,163,407.47	0.00	0.00	15,292,702.94	0.00	0.00	0.00	751,152.69	751,152.69	12,350.00	0.00	12,350.00	743,502.69	16,056,205.63	0.00	0.00	0.00	0.00	0.00	0.00	0.00	0.00	0.00	0.00	12,129,285.47	3,175,757.47	0.00	0.00	751,152.69	16,056,205.63	16,807,358.32							

SUMMARY	Previous Report (September)	This Month (October)	As of Date	Previous Report (September)	This Month (October)	As of Date
Total Disbursement Authorities Received						
NCA	214,248,630.66	33,640,923.99	227,889,544.65	326,496,773.05	36,572,402.00	362,069,175.05
Working Fund						
TRA	19,726,894.88	1,651,768.95	21,378,663.83	273,489,641.10	16,056,205.63	289,545,846.73
CDC				53,207,132.95	14,516,196.37	67,723,329.32
NCAA						
Other (CDI, BT, Docu Stamp, etc)						
Less: Notice of Transfer Allocation (NTA) Issued						
Total Disbursement Authorities Available						
Less: Lapsed NCA						
Disbursements	233,875,805.04	15,292,702.04	249,168,507.08			
Balance of Disbursement Authorities as of to date						
Amounts should tally						

Certified Correct:

OSEÑCIA T. TAÑO
Agency Chief Accountant

Approved by:

DOMINADOR O. AGUIRRE JR. D.M.
Head of Agency or Authorized Representative

Date: _____ Date: _____

FAR 4

FAR No. 7

MONTHLY REPORT OF DISBURSEMENTS
for the month of: November, 2015

Department: BUC
Agency: EASTERN VISION STATE UNIVERSITY
Operating Unit:
Organization Code (UACS):
Funding Source Code (to be displayed):
(E.G. 018 Fund Code, 101, 102, 151)

Table with columns for PRIOR YEAR'S BUDGET, CURRENT YEAR BUDGET, PRIOR YEAR'S ACCOUNTS PAYABLE, CURRENT YEAR'S ACCOUNTS PAYABLE, PRIOR YEAR'S BUDGET, CURRENT YEAR BUDGET, PRIOR YEAR'S ACCOUNTS PAYABLE, CURRENT YEAR'S ACCOUNTS PAYABLE, GRAND TOTAL. Includes rows for various fund codes and a TOTAL row.

SUMMARY table with columns: Previous Report (October), This Month (November), At or Over. Includes rows for Total Disbursement Authorities Received, NCA, Working Fund, TBA, CDC, KEZA, Other (CPI, BTI, Dics, Surch, etc.), Total Disbursement Authority Available, and Balance of Disbursements Available (as of date).

Approved by: [Signature]
Date: FEB 17 2016
COMMANDER D. AGUIRE, JR. D.M.
Chief of Agency or Authorized Representative

CHECKED CORRECT:
Date:
CARMEN T. TAYO
Agency Chief Accountant

QUARTERLY REPORT OF REVENUE AND OTHER RECEIPTS
 As of the Quarter Ending December 31, 2015
 (in Pesos)

SUC
 EASTERN VISAYAS STATE UNIVERSITY
 04
 08
 Department
 Agency
 Operating Unit
 Organization Code: (UACS)

CLASSIFICATION / SOURCES OF REVENUE AND OTHER RECEIPTS	UACS Code	REVENUE TARGET (Annual)	ACTUAL REVENUE AND OTHER RECEIPTS COLLECTIONS				TOTAL	Remittance to BTR	CUMULATIVE REMITTANCE / DEPOSITS TO DATE		VARIANCE		Remarks
			1st Quarter	2nd Quarter	3rd Quarter	4th Quarter			Deposited with AGDB	Total	Amount	%	
			4	5	5	7	8-(4+5+6+7)	9	10	11*(9+10)	12-(8-3)	13-(12/9)	14
A. General Fund (Formerly Fund 101)													
- Tax													
- Documentary Stamp Tax													
- Non Tax													
- Permit Fees Import													
B. Special Account in the General Fund (Formerly Fund 105, 183, 401, 151-159)													
- Tax													
- Non-Tax													
C. Off-Budget Accounts (Formerly Fund 181 to 184, etc)													
- Retained Income / Receipts													
- Tuition Fees	4 02 02 010-01	87,700,000.00	25,137,921.68	29,162,955.14	19,077,875.78	46,049,378.59	119,428,131.19		119,428,131.19	119,428,131.19	31,728,131.19	96.18%	
- Other School Fees	4 02 02 910-99	42,700,000.00	9,255,485.65	18,832,096.81	6,854,172.10	21,752,648.92	56,694,803.48		56,694,803.48	56,694,803.48	13,994,803.48	32.77%	
- Other Income	4 02 01 990-99	5,600,000.00	1,065,768.05	3,742,935.34	760,787.97	1,251,913.88	6,821,355.24		6,821,355.24	6,821,355.24	1,271,355.24	21.81%	
- Income from other Sources(TF)	4 02 02 010-03	65,200,000.00	8,992,350.14	33,522,862.17	7,499,565.30	31,268,784.95	81,193,062.56		81,193,062.56	81,193,062.56	23,993,062.56	24.53%	
- Revolving Fund (RPF)	4 02 02 990-99	5,900,000.00	1,969,610.75	1,237,556.88	2,902,195.01	1,644,706.57	7,690,069.21		7,690,069.21	7,690,069.21	2,690,069.21	53.00%	
D. Custodial Funds (Formerly Fund 180-184, 187)													
- Trust Fund(Due to NGAs)	1 02 01 050-00		17,246,586.02	6,335,957.79	3,171,648.96	22,525,375.00	49,279,567.77		49,279,567.77	49,279,567.77	65,627,421.68	169.09%	
TOTAL			63,317,662.29	92,834,364.13	40,286,545.12	174,486,317.91	321,106,966.45		321,106,966.45	321,106,966.45	65,627,421.68	169.09%	

Certified Correct: 
 CRESCENCIA T. TARO
 Agency Chief Accountant
 Date: _____

Approved by: 
 DOMINADOR C. BABILONIA JR. D.M.
 Head of Agency or Authorized Representative
 Date: _____