

MONTHLY REPORT OF DISBURSEMENTS
for the month of: October 2014

Department: SUC
Agency: EASTERN VISAYAS STATE UNIVERSITY
Operating Unit: 04
Organization Code (UACS): 08
Funding Source Code (as clustered): 101
(e.g. Old Fund Code: 101, 102, 151)

PARTICULARS	CURRENT YEAR BUDGET					PRIOR YEAR'S BUDGET											SUB-TOTAL	TRUST LIABILITIES				GRAND TOTAL				
	PS	MOOE	Fin. Exp	CO	TOTAL	PRIOR YEAR'S ACCOUNTS PAYABLE					CURRENT YEAR'S ACCOUNTS PAYABLE							TOTAL	PS	MOOE	CO	TOTAL	PS	MOOE	Fin. Exp	CO
						PS	MOOE	Fin. Exp	CO	Sub-total	PS	MOOE	Fin. Exp	CO	Sub-total	16=(12+13+14+15)										
1	2	3	4	5	6=(2+3+4+5)	7	8	9	10	11=(7+8+9+10)	12	13	14	15	16	17	18	19	20	21	22	23	24	25	26	
Notice of Cash Allocation	9,643,442.33	2,900,526.61		0.00	12,543,968.94	0.00	0.00		0.00	0.00	0.00	30,000.00		4,450,867.28	4,480,867.28	4,480,867.28	17,024,836.22	0.00			0.00	9,643,442.33	2,930,526.61		4,450,867.28	
MDS Checks Issued	9,643,442.33	2,900,526.61			12,543,968.94					0.00		30,000.00		4,450,867.28	4,480,867.28	4,480,867.28	17,024,836.22				0.00	9,643,442.33	2,930,526.61		4,450,867.28	
Advice to Debit Account																										
Working Fund (NCA Issued to BTr)																										
Tax Remittance Advices Issued (TRA)	1,834,602.28				1,834,602.28												1,834,602.28					1,834,602.28	0.00			
Cash Disbursement Ceiling (CDC)																										
Non-Cash Availment authority (NCAA)																										
Other (CDT, BTr Docs Stamp, etc)																										
TOTAL	11,478,044.61	2,900,526.61	0.00	0.00	14,378,571.22	0.00	0.00	0.00	0.00	0.00	0.00	30,000.00	0.00	4,450,867.28	4,480,867.28	4,480,867.28	18,859,438.50	0.00			0.00	11,478,044.61	2,930,526.61	0.00	4,450,867.28	


SUMMARY	Previous Report (September)			This Month (October)			As of Date			Previous Report (September)			This Month (October)		
	PS	MOOE	Fin. Exp	PS	MOOE	Fin. Exp	PS	MOOE	Fin. Exp	PS	MOOE	Fin. Exp	PS	MOOE	Fin. Exp
Total Disbursement Authorities Received															
NCA	172,953,977.27			17,024,836.22			189,978,813.49						366,722,342.71		40,499,000.00
Working Fund													178,679,622.67		18,859,438.50
TRA	16,361,034.92			1,834,602.28			18,195,637.20						188,042,720.04		21,638,561.50
CDC															
NCAA															
Other (CDT, BTr Docs Stamp, etc)															
Less: Notice of Transfer Allocation (NTA) Issued															
Total Disbursement Authorities Available															
Less: Lapsed NCA Disbursements															
Balance of Disbursements Authorities as of to date	189,315,012.19			18,859,438.50			208,174,450.69								

The use of NTA is discourage
Amounts should tally

Certified Correct:


 CRESENCIA T. TAYO
 Agency Chief Accountant
 Date: _____

Approved by:


 DOMINADOR O. ALONSO, JR. D.M.
 Head of Agency or Authorized Representative
 Date: _____

MONTHLY REPORT OF DISBURSEMENTS
for the month of: October 2014

SUC
EASTERN VISAYAS STATE UNIVERSITY
04
08
101

CURRENT YEAR BUDGET					PRIOR YEAR'S BUDGET											TRUST LIABILITIES				GRAND TOTAL					Remarks	
PS	MOOE	Fin. Exp	CO	TOTAL	PRIOR YEAR'S ACCOUNTS PAYABLE					CURRENT YEAR'S ACCOUNTS PAYABLE					TOTAL	SUB-TOTAL	PS	MOOE	CO	TOTAL	PS	MOOE	Fin. Exp	CO		TOTAL
					7	8	9	10	11	12	13	14	15	16												
2	3	4	5	6=(2+3+4+5)	7	8	9	10	11=(7+8+9+10)	12	13	14	15	16=(12+13+14+15)	17=11+16	18=6+17	19	20	21	22=(19+20+21)	23	24	25	26	27=(23+24+25+26)	28
9,643,442.33	2,900,526.61		0.00	12,543,968.94	0.00	0.00		0.00	0.00	0.00	30,000.00		4,450,867.28	4,480,867.28	4,480,867.28	17,024,836.22	0.00			0.00	9,643,442.33	2,930,526.61		4,450,867.28	17,024,836.22	e.g. Reasons for over or under spending and the catch-up plan
9,643,442.33	2,900,526.61			12,543,968.94					0.00		30,000.00		4,450,867.28	4,480,867.28	4,480,867.28	17,024,836.22				0.00	9,643,442.33	2,930,526.61		4,450,867.28	17,024,836.22	
1,834,602.28				1,834,602.28											1,834,602.28					0.00	1,834,602.28				1,834,602.28	
11,478,044.61	2,900,526.61	0.00	0.00	14,378,571.22	0.00	0.00	0.00	0.00	0.00	0.00	30,000.00	0.00	4,450,867.28	4,480,867.28	4,480,867.28	18,859,438.50	0.00			0.00	11,478,044.61	2,930,526.61	0.00	4,450,867.28	18,859,438.50	


	Previous Report (September)	This Month (October)	As of Date		Previous Report (September)	This Month (October)	As of Date
ed	172,953,977.07	17,024,836.22	189,978,813.45	Total Disbursement Program	366,722,342.71	40,499,000.00	407,221,342.71
	16,361,034.92	1,834,602.28	18,195,637.20	Less: Actual Disbursements	178,679,622.67	18,859,438.50	197,539,061.17
				(Over)/Under Spending	188,042,720.04	21,639,561.50	209,682,281.54


A) Issued
ble

date 189,315,012.19 18,859,438.50 208,174,450.69

Certified Correct:

Approved by:


CRESENCIA T. TANO
Agency Chief Accountant


DOMINADOR O. ACOSTA, D.M.
Head of Agency or Authorized Representative

Date:

Date: